



## GDB SERIES GROUT PUMPS


### 1. Introduction

GDB series grout pumps are the special equipment of injecting cement paste and mortar in the grouting project. They are mainly used in curtain grouting of dam foundation, consolidation grouting, anchor grouting and large displacement distance conveying slurry, etc. The pumps have a strong ability to adapt high density & high pressure curtain grouting (work pressure is about 15Mpa) and grouting mortar (diameter<2mm). They can widely used in foundation construction project.

### 2. Pump Pictures



GDB100/30




GDB120/6




GDB100/4



GDB100/10Q



GDB100/20



GDB50/3Q



GDB180/10

3. Certificates

CE AND ISO9001-2008



4. Technical Sheet

model	GDB100/20	
type	Medium pressure variable grout pump	
plunger diameter	55mm	
rotating speed	200r/min	141r/min
output	100L/min	80L/min
pressure	12Mpa	20Mpa
ratio(water:ash:sand)	1:2:2	
inlet pipe diameter	64mm	
outlet pipe diameter	32mm	
motor power	22kw	
weight	880kg	
dimension(L*W*H)	1520*1100*850mm	
model	GDB100/30	
type	High pressure variable grout pump	
plunger diameter	45(50)mm	
rotating speed	245r/min	173r/min
output	128L/min	80L/min
pressure	20(14)Mpa	30(20)Mpa
ratio(water:ash:sand)	1:2:2	
inlet pipe diameter	64mm	
outlet pipe diameter	32mm	
motor power	30kw	
weight	950kg	
dimension(L*W*H)	1700*1100*900mm	
model	GDB100/10Q	
type	single acting pump with three-cylinder	
plunger diameter	63mm	
output	100L/min	
pressure	10Mpa	
ratio(water:ash:sand)	1:2:2	
inlet pipe diameter	64mm	
outlet pipe diameter	32(25)mm	
motor power	18.5kw	
weight	650kg	
dimension(L*W*H)	1700*742*685mm	
model	GDB100/4	
type	Anchor grout pump	
plunger diameter	55mm	
output	100L/min	

pressure	4Mpa			
ratio(water:ash:sand)	1:2:2			
inlet pipe diameter	64mm			
outlet pipe diameter	25mm			
motor power	11kw			
weight	350kg			
dimension(L*W*H)	1300*650*750mm			
model	GDB120/6			
type	Slurry grout pump			
plunger diameter	63mm			
rotating speed	260r/min			
output	120L/min			
rated pressure	6Mpa			
ratio(water:ash:sand)	1:2:2			
input diameter	51mm			
output diameter	25mm			
motor power	11kw			
weight	320kg			
dimension(L*W*H)	1330*560*530mm			
model	GDB50/3Q			
type	single acting pump with one cylinder			
plunger diameter	75mm			
output	50L/min			
rated pressure	3Mpa			
ratio(water:ash:sand)	1:2:2			
input diameter	38mm			
output diameter	25mm			
motor power	4kw			
weight	150kg			
dimension(L*W*H)	1070*500*490mm			
model	GDB180/10			
type	single acting pump with three-cylinder			
plunger diameter	63(55)mm			
rotating speed	237r/min	184r/min	130r/min	83r/min
output	150L/min	110L/min	80L/min	50L/min
pressure	6Mpa	9Mpa	11Mpa	14Mpa
ratio(water:ash:sand)	1:2:2			
motor power	18.5kw			
inlet pipe diameter	64mm			
outlet pipe diameter	25(32)mm			
weight	700kg			
dimension(L*W*H)	1550*850*685mm			